

**GCE**

**Physics A**

Unit **G482**: Electrons, Waves and Photons

Advanced Subsidiary GCE

**Mark Scheme for June 2014**

OCR (Oxford Cambridge and RSA) is a leading UK awarding body, providing a wide range of qualifications to meet the needs of candidates of all ages and abilities. OCR qualifications include AS/A Levels, Diplomas, GCSEs, Cambridge Nationals, Cambridge Technicals, Functional Skills, Key Skills, Entry Level qualifications, NVQs and vocational qualifications in areas such as IT, business, languages, teaching/training, administration and secretarial skills.

It is also responsible for developing new specifications to meet national requirements and the needs of students and teachers. OCR is a not-for-profit organisation; any surplus made is invested back into the establishment to help towards the development of qualifications and support, which keep pace with the changing needs of today's society.

This mark scheme is published as an aid to teachers and students, to indicate the requirements of the examination. It shows the basis on which marks were awarded by examiners. It does not indicate the details of the discussions which took place at an examiners' meeting before marking commenced.
















All examiners are instructed that alternative correct answers and unexpected approaches in candidates' scripts must be given marks that fairly reflect the relevant knowledge and skills demonstrated.

Mark schemes should be read in conjunction with the published question papers and the report on the examination.

OCR will not enter into any discussion or correspondence in connection with this mark scheme.

© OCR 2014

These are the annotations, (including abbreviations), including those used in scoris, which are used when marking

Annotation	Meaning
	Blank Page – this annotation <b>must</b> be used on all blank pages within an answer booklet (structured or unstructured) and on each page of an additional object where there is no candidate response.
	Benefit of doubt given
	Contradiction
	Incorrect response
	Error carried forward
	Follow through
	Not answered question
	Benefit of doubt not given
	Power of 10 error
	Omission mark
	Rounding error or repeated error
	Error in number of significant figures
	Correct response
	Arithmetic error
	Wrong physics or equation

Abbreviations, annotations and conventions used in the detailed Mark Scheme

<b>Annotation</b>	<b>Meaning</b>
/	alternative and acceptable answers for the same marking point
(1)	Separates marking points
reject	Answers which are not worthy of credit
not	Answers which are not worthy of credit
IGNORE	Statements which are irrelevant
ALLOW	Answers that can be accepted
()	Words which are not essential to gain credit
<u>    </u>	Underlined words must be present in answer to score a mark
ecf	Error carried forward
AW	Alternative wording
ORA	Or reverse argument

Abbreviations, annotations and conventions used in the detailed Mark Scheme

<b>Annotation</b>	<b>Meaning</b>
/	alternative and acceptable answers for the same marking point
(1)	Separates marking points
reject	Answers which are not worthy of credit
not	Answers which are not worthy of credit
IGNORE	Statements which are irrelevant
ALLOW	Answers that can be accepted
()	Words which are not essential to gain credit
<u>    </u>	Underlined words must be present in answer to score a mark
ecf	Error carried forward
AW	Alternative wording
ORA	Or reverse argument

**Subject-specific Marking Instructions****CATEGORISATION OF MARKS**

The marking scheme categorises marks on the MABC scheme

- B** marks: These are awarded as independent marks, which do not depend on other marks. For a **B**-mark to be scored, the point to which it refers must be seen specifically in the candidate's answer.
- M** marks: These are method marks upon which **A**-marks (accuracy marks) later depend. For an **M**-mark to be scored, the point to which it refers must be seen in the candidate's answer. If a candidate fails to score a particular **M**-mark, then none of the dependent **A**-marks can be scored.
- C** marks: These are compensatory method marks which can be scored even if the points to which they refer are not written down by the candidate, providing subsequent working gives evidence that they must have known it. For example, if an equation carries a **C**-mark and the candidate does not write down the actual equation but does correct working which shows that the candidate knew the equation, then the **C**-mark is given.
- A** marks: These are accuracy or answer marks, which either depend on an **M**-mark, or allow a **C**-mark to be scored.

**IMPORTANT UPDATE:**

**ADDITIONAL OBJECTS:** You **must** annotate the additional objects for each script you mark. If no credit is to be awarded for the additional object, please use annotation as agreed at the SSU, likely to be 'seen', a cross or the highlighting tool.

**CROSSED OUT, RUBRIC ERROR (OPTIONAL QUESTIONS) AND MULTIPLE RESPONSES**

**Crossed-out Responses:** Where a candidate has crossed out a response and provided a clear alternative then the crossed out response is not marked. Where no alternative response has been provided, examiners may give candidates the benefit of the doubt and mark the crossed out response where legible.

**Rubric Error Responses – Optional Questions:** Where candidates have a choice of question across a whole paper or a whole section and have provided more answers than required, then all responses are marked and the highest mark allowable within the rubric is given. *(The underlying assumption is that the candidate has penalised themselves by attempting more questions than necessary in the time allowed.)*

**Multiple Choice Question Responses:** When a multiple choice question has only a single, correct response and a candidate provides two responses (even if one of these responses is correct), then no mark should be awarded (as it is not possible to determine which was the first response selected by the candidate).

*When a question requires candidates to select more than one option/multiple options, then local marking arrangements need to ensure consistency of approach.*

**Contradictory Responses:** When a candidate provides contradictory responses, then no mark should be awarded, even if one of the answers is correct.

**Short Answer Questions** (requiring only a list by way of a response, usually worth only **one mark per response**): Where candidates are required to provide a set number of short answer responses then only the set number of responses should be marked. The response space should be marked from left to right on each line and then line by line until the required number of responses have been considered. The remaining responses should not then be marked. Examiners will have to apply judgement as to whether a 'second response' on a line is a development of the 'first response', rather than a separate, discrete response. *(The underlying assumption is that the candidate is attempting to hedge their bets and therefore getting undue benefit rather than engaging with the question and giving the most relevant/correct responses.)*

**Short Answer Questions** (requiring a more developed response, worth **two or more marks**): If the candidates are required to provide a description of, say, three items or factors and four items or factors are provided, then mark on a similar basis – that is downwards (as it is unlikely in this situation that a candidate will provide more than one response in each section of the response space.)

**Longer Answer Questions** (requiring a developed response): Where candidates have provided two (or more) responses to a medium or high tariff question which only required a single (developed) response and not crossed out the first response, then only the first response should be marked.

Examiners will need to apply professional judgement as to whether the second (or a subsequent) response is a 'new start' or simply a poorly expressed continuation of the first response.

**Note about significant figures:**

If the data given in a question is to 2 sf, then allow answers to 2 or more sf.

If an answer is given to fewer than 2 sf, then penalise once only in the entire paper.

Any exception to this rule will be mentioned in the Guidance.

**Please put a tick for every mark awarded in the body of the text at the point where the mark is given.**

Question			Answer	Marks	Guidance
1	a	i	V is not proportional to I	B1	<b>accept</b> not a straight line; R is not constant
		ii	R (approximately) constant up to $V = 0.5$ V and $I = 50$ mA so $R = 0.5/0.05 = 10$ ( $\Omega$ )	B1 B1	<b>allow</b> graph is (almost) linear/straight (to $V = 0.5$ V) or constant gradient <b>allow</b> any correct calculation, e.g. $0.2/0.02$
		iii	the resistivity/resistance of the (metal) filament increases with temperature the larger the current in the filament the hotter it becomes/AW	B1 B1	<u>larger current</u> heats filament <u>so</u> resistance increases <b>or</b> electron-ion collisions increase/AW; <b>allow</b> atom for ion
	b		Any potential divider argument or calculation <i>In the light</i> parallel combination less than or about $1 \Omega$ /AW so V across lamp less than $0.5$ V (so lamp out)/ small compared to V across $25 \Omega$	B1 B1 B1	<b>QWC</b> the arguments must be clear for full marks <b>allow</b> $R_{\text{lamp}} = 10$ to $25 \Omega$ for any calculation <b>or</b> comparison of voltage across $25 \Omega$ to $1 \Omega$ <b>N.B.</b> answers given in terms of current are likely to score zero
			<i>In the dark</i> parallel combination about $25 \Omega$ /AW so V across lamp approximately $6.0$ V so lamp on	B1 B1	
			<b>Total</b>	<b>10</b>	



Question		Answer	Marks	Guidance
2	a	emf – $J C^{-1}$ , resistance – $V A^{-1}$ , energy – $V C$ , charge – $A s$	<b>B1</b> <b>B1</b>	4 correct 2 marks; 2 correct 1 mark
	b	i	<b>B1</b> <b>B1</b>	<b>NOT</b> coulomb <b>allow</b> any other form e.g. heat, light, etc
		ii	<b>B1</b>	<b>allow</b> any description which uses $E = V + Ir$ but not just the formula alone, e.g. 'lost volts' per unit current is just acceptable
		iii	<b>B1</b> <b>B1</b> <b>A0</b>	<b>allow</b> R in X branch is half that in YZ branch/AW
		iv	<b>C1</b> <b>A1</b>	
		v	<b>B1</b> <b>B1</b> <b>A0</b>	p.d./voltage across $3 \Omega$ and $6 \Omega$ are equal  with justification
		vi	<b>C1</b> <b>C1</b> <b>C1</b> <b>A1</b>	<b>or</b> $V = 0.24 \times 4$ <b>or</b> $= 0.08 \times 12$ <b>or</b> $0.16 \times 6$ <b>or</b> <b>(iv)</b> $\times 2$ <b>alt:</b> R in parallel gives $4.0 \Omega$ ; total R = $1.2/0.24 = 5.0 \Omega$ $r = 5.0 - 4.0 = 1.0 (\Omega)$ <b>allow</b> 1SF
			<b>Total</b>	<b>15</b>

Question		Answer	Marks	Guidance
3	a	p.d./voltage (across component) divided by current (in it)	B1	accept V/I with V and I defined; per (unit) current, etc
	b	i	C1 C1 A1	allow $A = 4\pi r^2 = 4.5 \times 10^{-19}$ giving 285 $\Omega$ accept 220 to 230 $\Omega$
		ii	A1	accept alternatives, e.g. 80/volume
		iii	C1 A1	1 mark for substitution into formula, <b>ecf</b> n, A values accept 3.16 and 3.5 (using $n = 2 \times 10^{28}$ ) accept 2.48 and 2.76 (for 285 $\Omega$ )
		iv	C1 C1 A1	<b>ecf b(i) &amp; (iii)</b>  accept 1 SF as estimate; can obtain 1.2 to 2.8 using all values possible in (iii)
	c	electron moves at drift velocity signal travels at/close to the speed of light	B1 B1	accept answers explaining idea of drift velocity
<b>Total</b>			<b>12</b>	

Question			Answer	Marks	Guidance
4	a	i	ammeter in series voltmeter in parallel with LED	<b>B1</b>	both correct to score 1 mark
		ii	(at 20 mA) $V_{\text{led}} = 4.0 \text{ V}$ $V_R = 0.020 \times 100 = 2.0 \text{ V}$ so p.d. = 6.0 V	<b>B1</b> <b>C1</b> <b>A1</b>	<b>allow</b> $R_{\text{led}} = (4.0/0.02) = 200 \Omega$ p.d. = 0.020 (200 + 100) <b>allow</b> answer to 1 SF
	b	i	energy in eV = $4.1 \times 10^{-19}/1.6 \times 10^{-19} = 2.6 \text{ (eV)}$	<b>B1</b>	<b>expect</b> 2.56 eV
		ii	LED strikes at 2.6 V/ only conducts above 2.6 V an electron must pass through a p.d. of 2.6 V to lose energy as a photon of blue light/AW.	<b>M1</b> <b>A1</b>	
	c	i	$n = I/e = 0.02/1.6 \times 10^{-19}$ $= 1.3 \times 10^{17}$	<b>C1</b> <b>A1</b>	<b>expect</b> $1.25 \times 10^{17}$
		ii	energy/s = $1.25 \times 10^{17} \times 4.1 \times 10^{-19}$ or $2.6 \text{ V} \times 0.020 \text{ A}$ $= 0.051$ to $0.053 \text{ (J s}^{-1}\text{)}$	<b>C1</b> <b>A1</b>	<b>ecf (c)(i); NOT</b> $4.0 \times 0.020$ answer is 0.053 using $1.3 \times 10^{17}$
		iii	efficiency = $0.052/(4.0 \times 20 \times 10^{-3})$ $= 0.64$	<b>C1</b> <b>A1</b>	<b>ecf (c)(ii)</b> <b>accept</b> $V_{\text{strike}}/V_{\text{operate}} = 2.6/4.0$ or any other correct (P or W out)/ (P or W in) calculation <b>accept</b> 64 %
	d		shape similar to the curve drawn leaving x-axis at close to 2.0 V and passing through (3.4, 20)	<b>B1</b> <b>B1</b>	Within half a square
<b>Total</b>				<b>15</b>	

Question		Answer	Marks	Guidance	
5	a	<u>constant</u> phase difference/relationship (between the waves) or <u>always</u> at $\pi$ radians/ $180^\circ$ or because they are generated by the same source/AW	B1	allow fixed <b>NOT</b> same	
	b	(for a minimum) the two oscillations/amplitudes add in antiphase/ are $\pi$ (rad) out of phase/ <u>completely</u> out of phase there is a resultant <u>amplitude</u> (of $2.0 \mu\text{m}$ ) so a sound will still be heard	B1 B1	for zero intensity the two oscillations must have equal amplitudes/AW  and be in antiphase <b>allow</b> the word waves for oscillations	
	c	B $\pi/2$ radians/ $90^\circ$ C $3\pi/4$ radians/ $135^\circ$	B1 B1	<b>max</b> 1 out of 2 marks if unit omitted	
	d	i	$f = 10^3/0.8 = 1.25 \text{ kHz}$ or $T = 0.8 \times 10^{-3} \text{ s}$ $\lambda = v/f$ or $vT = 340 \times 0.8 \times 10^{-3}$ $\lambda = 0.27 \text{ m}$	C1 C1 A1	if T value from graph incorrect <b>ecf</b> with max 2/3
		ii	select $\lambda = ax/D$ $D = 0.4 \times 4.8/0.27$ $D = 7.1 \text{ (m)}$	C1 C1 A1	<b>ecf (d)(i)</b> <b>expect</b> 7.06 m if using $\lambda = 0.272 \text{ m}$ 3.5 m or 3.6 m scores 2 marks
	e	i	energy per unit time/power per unit area (perpendicular to the direction of energy transfer)	B1	<b>accept</b> per second as a special case
		ii	ratio of amplitudes = 3 intensity is proportional to (amplitude) <sup>2</sup> ratio of intensities = 9 so intensity at <b>O</b> = $4.0 \times 10^{-6} \times 9$ $I = 3.6 \times 10^{-5} \text{ (W m}^{-2}\text{)}$	C1 C1 A1	or A at <b>P</b> = $2.0 \mu\text{m}$ and A at <b>O</b> = $6.0 \mu\text{m}$ clearly stated <b>allow</b> $I \propto A^2$ i.e. symbols only
			<b>Total</b>	<b>15</b>	

Question		Answer	Marks	Guidance
6	a	all travel at speed of light through a vacuum are oscillating E and B fields <b>or</b> are caused by accelerating charges/AW	B1 B1	<b>max</b> 2 marks from 3 marking points if 3 properties are given withhold one mark for each incorrect property so 2 correct and 1 incorrect would score 1 mark ;1 correct and 2 incorrect would score zero, etc
	b	i	B1 B1	
		ii	B1 B1	<b>allow</b> any words indicating <u>vertical</u> , e.g. up and down; for <u>horizontal</u> , e.g. at 90° to vertical or crossed polarisers <b>accept</b> using Malus' law $I_{\text{trans}} = I_{\text{incident}} \cos^2 \theta$ with $\theta = 90^\circ$ gives $I_{\text{trans}} = 0$
		iii	B1 B1 B1	<b>QWC</b> statement to the effect that component of light along polarising axis of filter is transmitted <b>accept</b> using Malus' law $I_{\text{trans}} = I_{\text{incident}} \cos^2 \theta$ with $\theta = 45^\circ$ gives $I_{\text{trans}} = I_{\text{incident}}/2$ same process gives $I_{\text{trans}} = I_{\text{incident}}/2$ again so 1/4 of light after polariser 1 reaches eye (assuming no absorption) accept answers in terms of amplitudes rather than intensities, i.e. $A = A_0 \cos \theta$ , etc.
			<b>Total</b>	<b>9</b>

Question		Answer	Marks	Guidance
7	a	(micro)waves are <u>reflected</u> (at the metal walls) reflected waves interfere/superpose with the incident waves to produce nodes and antinodes (– a stationary wave pattern)	B1 B1 B1	<b>allow</b> points of constructive and destructive interference
	b	X are the points of <u>maximum</u> energy/intensity/amplitude so are antinodes	M1 A1	<b>allow</b> displacement in this case
	c	measurement = 3 cm <b>or</b> $\lambda/2 = 6$ cm so $\lambda = 0.12$ m $c = f\lambda = 2.5 \times 10^9 \times 0.12$ $= 3.0 \times 10^8$ (m s <sup>-1</sup> )	B1 C1 M1 A1	measurement to within $\pm 1$ mm <b>ecf</b> measurement, i.e. $\lambda = 4 \times$ measurement there must be a valid calculation shown scores 1 out of final 3 for answer of $1.5 \times 10^8$ <b>allow</b> 1 SF, i.e. $3 \times 10^8$
<b>Total</b>			<b>9</b>	

Question			Answer	Marks	Guidance
8	a	i	energy $\phi$ required for an electron to escape from <u>metal surface</u> the minimum energy.....	M1 A1	inclusion of the word minimum in the sentence scores the second mark
		ii	a <u>photon</u> with less than the threshold frequency $f_0$ cannot cause electron emission/AW so work function = $h$ (threshold frequency)	B1 B1	<b>allow</b> $\phi = hf_0$ when the symbols $\phi$ and $f_0$ have been defined somewhere in the question
		iii	$\phi = hc/\lambda$ $= 6.63 \times 10^{-34} \times 3.0 \times 10^8 / 550 \times 10^{-9}$ $= 3.6 \times 10^{-19}$ (J)	C1 A1	
	b	i	$KE_{\max} = hf - \phi$ or $hf = \phi + KE_{\max}$ $hf = 6.63 \times 10^{-34} \times 3.0 \times 10^8 / 440 \times 10^{-9} = 4.5 \times 10^{-19}$ J $\frac{1}{2}mv^2 = 9 \times 10^{-20}$ giving $v^2 = 1.8 \times 10^{-19} / 9.1 \times 10^{-31}$ $v = 4.45 \times 10^5$ (m s <sup>-1</sup> )	C1 B1 B1 A0	<b>ecf (a)(iii)</b> allow 4.5 or $4.4 \times 10^5$
		ii	$\lambda = h/mv = 6.63 \times 10^{-34} / 9.1 \times 10^{-31} \times 4.5 \times 10^5$ $\lambda = 1.6 \times 10^{-9}$ (m)	C1 A1	allow $1.7 \times 10^{-9}$ for $v = 4.4 \times 10^5$
	c	i	$n = 3$ <u>to</u> $n = 2$	B1	<b>allow</b> between <b>or</b> and <b>when</b> there is a downward arrow on Fig. 8.1
		ii	$E_{32} + E_{21} = E_{31}$ $hc/\lambda_{32} + hc/\lambda_{21} = hc/\lambda_{31}$ $1/590 + 1/440 = 1/252$ so $\lambda_{31} = 250 \times 10^{-9}$ (m)	C1 C1 A1	<b>accept</b> equation using $1/\lambda$ <b>or</b> $1/590 + 1/440 = 1/\lambda_{31}$ <b>allow</b> 2 or 3 sf <b>allow</b> 2/3 for using 550 for 590 nm giving 244 nm
<b>Total</b>				<b>15</b>	

**OCR (Oxford Cambridge and RSA Examinations)**  
1 Hills Road  
Cambridge  
CB1 2EU

**OCR Customer Contact Centre**

**Education and Learning**

Telephone: 01223 553998

Facsimile: 01223 552627

Email: [general.qualifications@ocr.org.uk](mailto:general.qualifications@ocr.org.uk)

[www.ocr.org.uk](http://www.ocr.org.uk)

For staff training purposes and as part of our quality assurance programme your call may be recorded or monitored

**Oxford Cambridge and RSA Examinations**  
is a Company Limited by Guarantee  
Registered in England  
Registered Office; 1 Hills Road, Cambridge, CB1 2EU  
Registered Company Number: 3484466  
OCR is an exempt Charity

**OCR (Oxford Cambridge and RSA Examinations)**  
Head office  
Telephone: 01223 552552  
Facsimile: 01223 552553

© OCR 2014

