

OCR

Oxford Cambridge and RSA

Tuesday 24 May 2016 – Morning

AS GCE PHYSICS B (ADVANCING PHYSICS)

G491/01 Physics in Action

Candidates answer on the Question Paper.

OCR supplied materials:

- Data, Formulae and Relationships Booklet (sent with general stationery)

Other materials required:

- Electronic calculator
- Ruler (cm/mm)

Duration: 1 hour




| | | | |
|--------------------|--|-------------------|--|
| Candidate forename | | Candidate surname | |
|--------------------|--|-------------------|--|

| | | | | | | | | | | |
|---------------|--|--|--|--|--|------------------|--|--|--|--|
| Centre number | | | | | | Candidate number | | | | |
|---------------|--|--|--|--|--|------------------|--|--|--|--|

INSTRUCTIONS TO CANDIDATES

- Write your name, centre number and candidate number in the boxes above. Please write clearly and in capital letters.
- Use black ink. HB pencil may be used for graphs and diagrams only.
- Answer **all** the questions.
- Read each question carefully. Make sure you know what you have to do before starting your answer.
- Write your answer to each question in the space provided. If additional space is required, you should use the lined page at the end of this booklet. The question number(s) must be clearly shown.
- Do **not** write in the bar codes.

INFORMATION FOR CANDIDATES

- The number of marks is given in brackets [] at the end of each question or part question.
- The total number of marks for this paper is **60**.
- You are advised to spend about 20 minutes on Section A and 40 minutes on Section B.
- The values of standard physical constants are given in the Data, Formulae and Relationships Booklet. Any additional data required are given in the appropriate question.
-  Where you see this icon you will be awarded marks for the quality of written communication in your answer.
This means, for example, you should:
 - ensure that text is legible and that spelling, punctuation and grammar are accurate so that meaning is clear;
 - organise information clearly and coherently, using specialist vocabulary when appropriate.
- This document consists of **16** pages. Any blank pages are indicated.

Answer **all** the questions.

SECTION A

1 Here is a list of electrical SI units.

A C S V W Ω

Choose from the list the correct SI unit for each of the following combinations of physical quantities.

$\frac{\text{energy}}{\text{time}}$

$\frac{\text{current}}{\text{voltage}}$

$\frac{\text{charge}}{\text{time}}$

[3]

2 Here is a list of mechanical properties and possible descriptions of them.

Draw a straight line from each property to the correct description.

property

description

brittle

large stress causes little strain

cracks propagate easily

soft

has a low Young modulus

stiff

easy to scratch or indent

[2]

3 Fig. 3.1 shows the frequency spectrum of four radio signals labelled **A**, **B**, **C** and **D**.

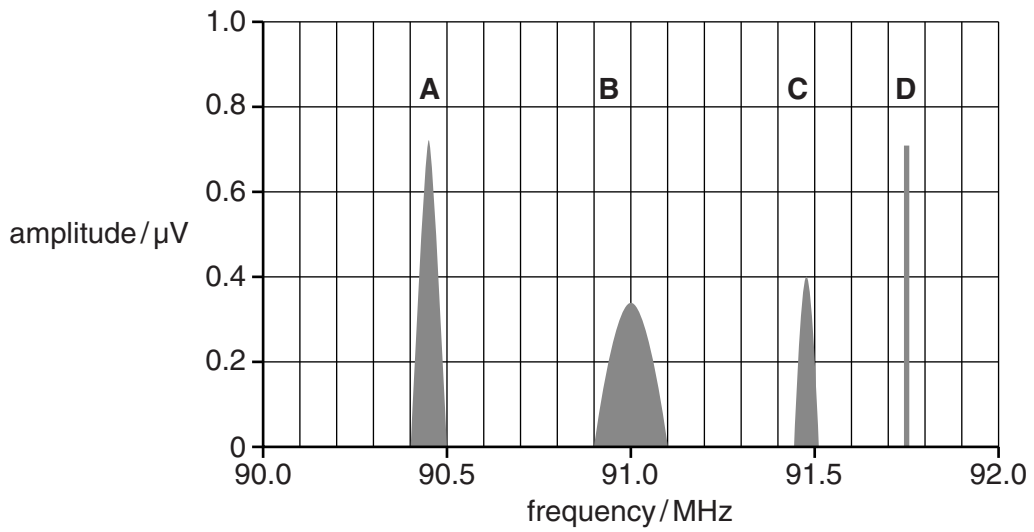


Fig. 3.1

(a) State which signal has:

the smallest wavelength

the smallest bandwidth.

[2]

(b) Estimate the bandwidth in Hz of signal **B**.

bandwidth = Hz [1]

- 4 The world's smallest conducting 'wire' has been made by depositing a single layer of phosphorus atoms on an insulating silicon surface. The conductor is 4 atoms wide and 20 atoms long as shown in Fig. 4.1.

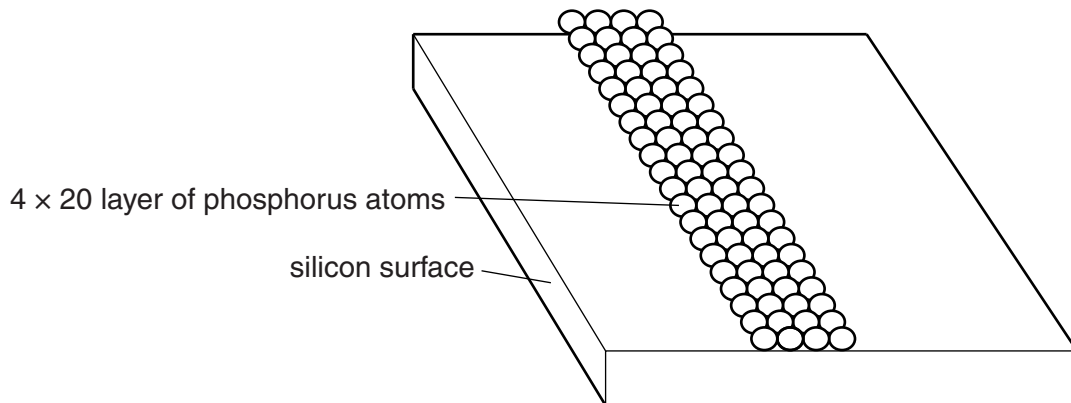


Fig. 4.1

- (a) Calculate the width of the conductor in metres.

diameter of phosphorus atom = 0.38 nm

width = m [1]

- (b) Assume that the conductor is a rectangular block.

Show that the conductance of this length of conductor is about $25 \mu\text{S}$.

conductivity of phosphorus on this scale = $3.3 \times 10^5 \text{ S m}^{-1}$.

[2]

- 5 (a) The focal length f of a converging lens can be estimated simply by measuring the distance v from the lens to the image that it forms of a distant window.

Use the lens equation

$$1/f = 1/v - 1/u$$

to explain why the approximation $f \approx v$ is appropriate in this case.

[1]

- (b) A digital camera is used to take a picture of an object 15 m away. The image is formed on its CCD 3.5 mm from the lens.

- (i) Estimate the power of the lens.

power =D [1]

- (ii) The CCD of the camera is 2.0 mm wide as shown in Fig. 5.1.

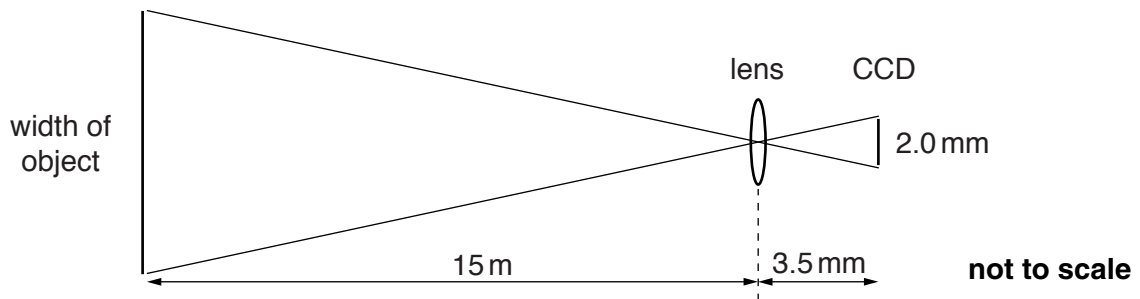


Fig. 5.1

The image just fills the width of the CCD. Calculate the width of the object.

Make your method clear.

width = m [2]

- 6 Three temperature sensors **A**, **B** and **C** are plunged together into a hot water bath at time $t = 0$. Fig. 6.1 shows their responses over the first 15 seconds.

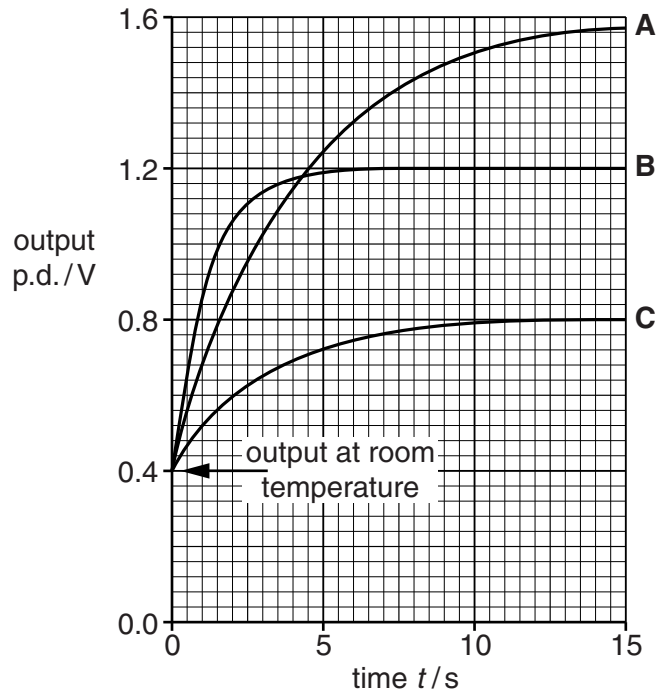


Fig. 6.1

- (a) Sensor **A** has a longer response time than **B** or **C**.

Suggest **one** physical reason why.

[1]

- (b) State which sensor has the **largest** sensitivity.

[1]

- (c) The water bath is 70°C above room temperature.

Calculate the average sensitivity of sensor **B** in this temperature range.

sensitivity = $\text{V}^{\circ}\text{C}^{-1}$ [2]

- 7 A film soundtrack contains some random electrical noise. The soundtrack is to be sampled and digitised. The total variation of the analogue signal is 1000 times larger than the variation of the noise alone.

$$\frac{V_{\text{total}}}{V_{\text{noise}}} = 1000$$

- (a) Calculate the largest number of bits it is worth using per sample.

number of bits = [2]

- (b) Explain why it is pointless to use more than this number of bits to digitise each sample.

[2]

- 8 A resistor of resistance R has a potential difference V across it. The power dissipated in the resistor is P .

Here is a list of multiplying factors:

4 2 1 $\frac{1}{2}$ $\frac{1}{4}$

Choose the factor that best completes each of the two statements given below.

- (a) When resistance R is kept constant, and the p.d. V is doubled,

the power P will be multiplied by [1]

- (b) When p.d. V is kept constant, and the resistance R is halved,

the power P will be multiplied by [1]

SECTION B

- 9 Fig. 9.1 shows the stress versus strain graphs for glass and for epoxy resin up to their **breaking points**.

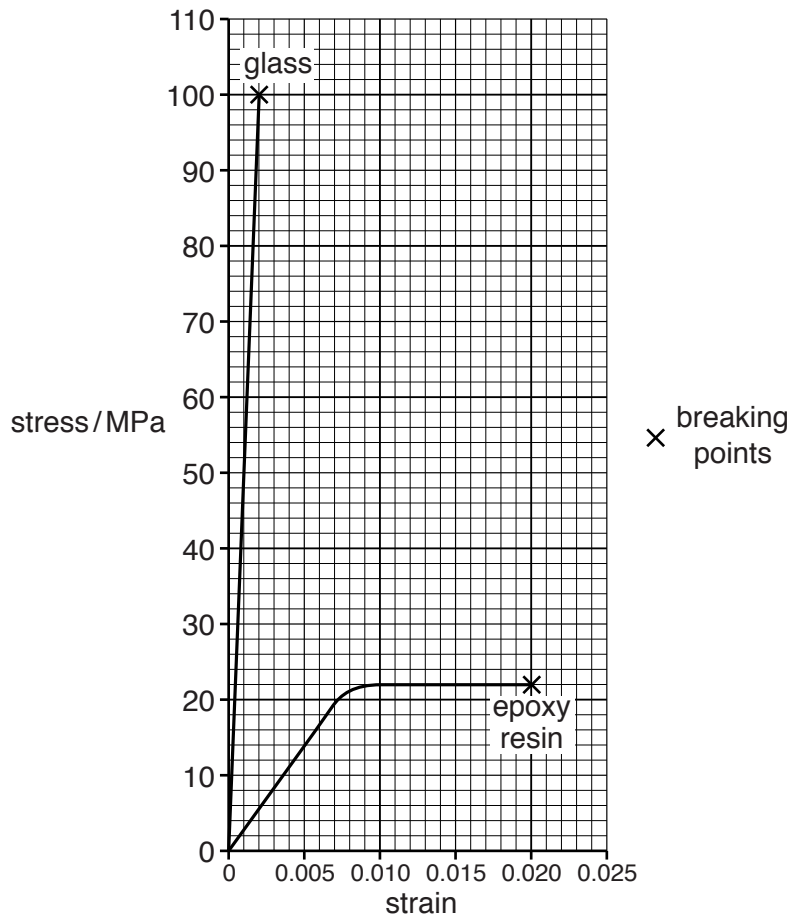


Fig. 9.1

(a) Describe the features of the graph that indicate:

- (i) epoxy resin is a plastic material

[1]

- (ii) glass is an **elastic** material and is **stiffer** than epoxy resin.

[2]

(b) Use data from Fig. 9.1 to calculate by what factor glass is stronger than epoxy resin.

factor = [1]

(c) (i) Calculate the Young modulus for the epoxy resin within its elastic region.

Young modulus of epoxy resin = Pa [2]

(ii) The molecules of epoxy resin are long chain molecules, with cross-links between the chains, as illustrated in Fig. 9.2.




Fig. 9.2

Suggest how material consisting of long chain molecules can show plastic behaviour and how cross-linking between the chains can restrict this behaviour.



Your answer should be well structured and use appropriate technical terms.

[3]

(d) One type of GRP (glass reinforced plastic) composite contains epoxy resin which sticks strongly to a mat of randomly-oriented glass fibres embedded in it.
A canoe can be made from this GRP composite.

(i) Name a material property and a problem that might arise from that material property, for a canoe made:

1 only of glass

2 only of epoxy resin.

[2]

(ii) Composite materials combine useful properties of their component materials.

Explain how embedding the glass fibres in epoxy resin combines useful properties of the two materials.

[2]

(iii) Explain the advantage of having the glass fibres randomly oriented in the composite material.

[1]

10 (a) Fig. 10.1 shows how the total number of people in the world with internet access has increased.

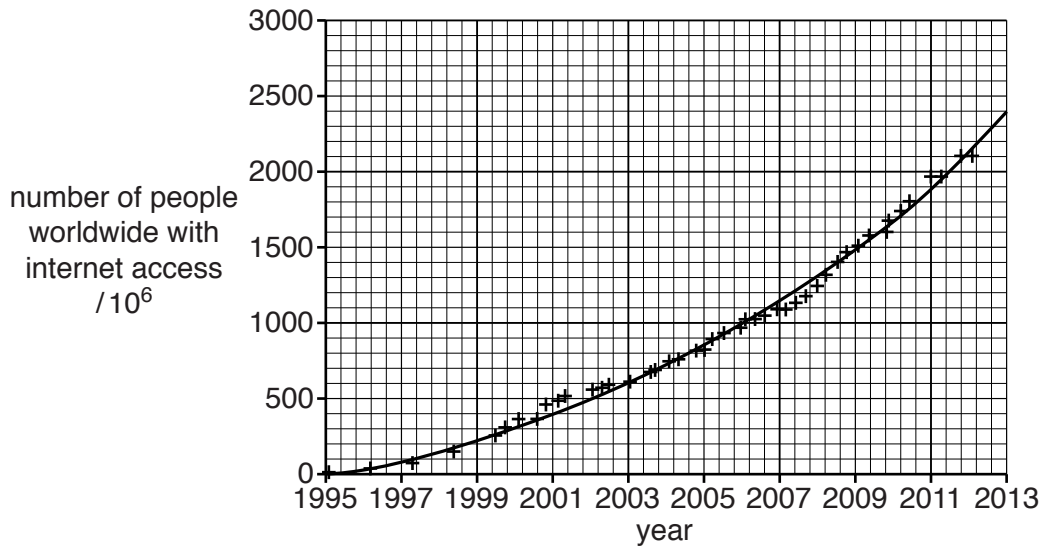


Fig. 10.1

(i) The world population was about 7×10^9 in 2012.

Estimate the percentage of this population that could access the internet in 2012.

Make your method clear.

percentage =% [2]

(ii) The average power used by a typical tablet computer is about 5W.
Assume that 1% of people with access to the internet were online at any one time in 2012 using typical tablet computers.

Estimate the combined power consumption of all these computers.

power =W [2]

(b) In a computer, energy is required to perform a computation. Fig. 10.2 shows how the average number of computations per joule of energy has improved with computer design.

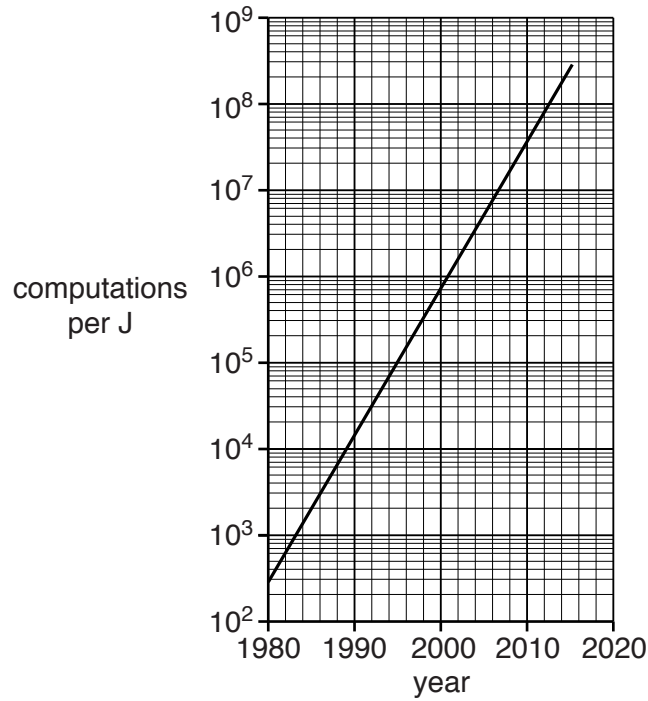


Fig. 10.2

(i) Describe how the number of computations per joule has varied from 1980 onwards.

[1]

(ii) Use data from Fig. 10.2 to calculate the number of computations per second for a typical tablet computer in **2014**. Assume its power consumption is 5W.

number of computations per second = [3]

- (c) The internet depends on connections via many giant data centres ('server farms') run by internet service providers. In 2012 there were more than 1000 such centres worldwide. Some statistics for one such data centre are shown in Fig. 10.3.

| | |
|---|----------------------------|
| total power consumed (including 30% for cooling) | 180 MW |
| average cost of electrical energy | 12 pence kWh ⁻¹ |
| cost to build and maintain per year | £75 000 000 |
| average number of users with access to the centre | 2×10^6 |

Fig. 10.3

It has been stated that: "*Access to the vast resources of the internet is essentially free.*"

Perform calculations or estimates based on the data in Fig. 10.3 and use other facts you may know to argue for or against the statement. You should estimate any costs on a yearly basis.



In your answer you should present and organise your ideas and calculations clearly and coherently.

1 year is 8800 hours

[4]

- 11 Fig. 11.1 shows a resistor R of resistance $4.7\ \Omega$ connected in series with a battery having internal resistance r of $0.90\ \Omega$. The current drawn from the battery is $0.55\ \text{A}$ and the p.d. across the $4.7\ \Omega$ resistor is $2.6\ \text{V}$.

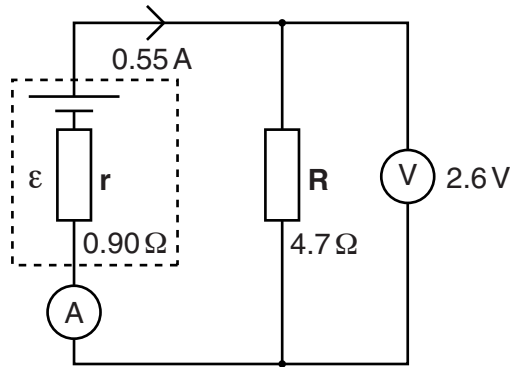


Fig. 11.1

- (a) Show that the emf ε of the battery is about $3\ \text{V}$.
Assume the meters are ideal.
Make your method clear.

$\varepsilon = \dots\dots\dots\ \text{V}$ [2]

- (b) The current drawn from the battery is now increased by adding an identical $4.7\ \Omega$ resistor R in parallel with the original resistor R . See Fig. 11.2.

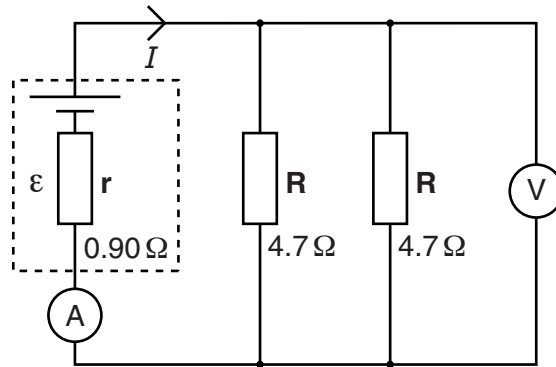


Fig. 11.2

- (i) Show that the current I now drawn from the battery is about $1\ \text{A}$.

- (ii) Calculate the p.d. V across the resistors.

$$V = \dots\dots\dots V \text{ [2]}$$

- (iii) Show that the power dissipated in the two resistors of Fig. 11.2 is about 1.5 times the power dissipated in the single resistor of Fig. 11.1.

[2]

END OF QUESTION PAPER

ADDITIONAL ANSWER SPACE

If additional answer space is required, you should use the following lined page. The question number(s) must be clearly shown in the margin.

A large rectangular area with a vertical line on the left side and horizontal dotted lines across the page, providing space for writing answers.



Copyright Information

OCR is committed to seeking permission to reproduce all third-party content that it uses in its assessment materials. OCR has attempted to identify and contact all copyright holders whose work is used in this paper. To avoid the issue of disclosure of answer-related information to candidates, all copyright acknowledgements are reproduced in the OCR Copyright Acknowledgements Booklet. This is produced for each series of examinations and is freely available to download from our public website (www.ocr.org.uk) after the live examination series.

If OCR has unwittingly failed to correctly acknowledge or clear any third-party content in this assessment material, OCR will be happy to correct its mistake at the earliest possible opportunity.

For queries or further information please contact the Copyright Team, First Floor, 9 Hills Road, Cambridge CB2 1GE.

OCR is part of the Cambridge Assessment Group; Cambridge Assessment is the brand name of University of Cambridge Local Examinations Syndicate (UCLES), which is itself a department of the University of Cambridge.