

Mark Scheme (Results)

Summer 2016

Pearson Edexcel AS  
in Physics (8PH0 / 02)  
Paper 02 – Core Physics II

## **Edexcel and BTEC Qualifications**

Edexcel and BTEC qualifications are awarded by Pearson, the UK's largest awarding body. We provide a wide range of qualifications including academic, vocational, occupational and specific programmes for employers. For further information visit our qualifications websites at [www.edexcel.com](http://www.edexcel.com) or [www.btec.co.uk](http://www.btec.co.uk). Alternatively, you can get in touch with us using the details on our contact us page at [www.edexcel.com/contactus](http://www.edexcel.com/contactus).

## **Pearson: helping people progress, everywhere**

Pearson aspires to be the world's leading learning company. Our aim is to help everyone progress in their lives through education. We believe in every kind of learning, for all kinds of people, wherever they are in the world. We've been involved in education for over 150 years, and by working across 70 countries, in 100 languages, we have built an international reputation for our commitment to high standards and raising achievement through innovation in education. Find out more about how we can help you and your students at: [www.pearson.com/uk](http://www.pearson.com/uk)

Summer 2016

Publications Code 8PH0\_02\_1606\_MS\*

All the material in this publication is copyright

© Pearson Education Ltd 2016

## General Marking Guidance

- All candidates must receive the same treatment. Examiners must mark the first candidate in exactly the same way as they mark the last.
- Mark schemes should be applied positively. Candidates must be rewarded for what they have shown they can do rather than penalised for omissions.
- Examiners should mark according to the mark scheme not according to their perception of where the grade boundaries may lie.
- There is no ceiling on achievement. All marks on the mark scheme should be used appropriately.
- All the marks on the mark scheme are designed to be awarded. Examiners should always award full marks if deserved, i.e. if the answer matches the mark scheme. Examiners should also be prepared to award zero marks if the candidate's response is not worthy of credit according to the mark scheme.
- Where some judgement is required, mark schemes will provide the principles by which marks will be awarded and exemplification may be limited.
- When examiners are in doubt regarding the application of the mark scheme to a candidate's response, the team leader must be consulted.
- Crossed out work should be marked UNLESS the candidate has replaced it with an alternative response.

## Mark scheme notes

### Underlying principle

The mark scheme will clearly indicate the concept that is being rewarded, backed up by examples. It is not a set of model answers.

### 1. Mark scheme format

- 1.1 You will not see 'wtte' (words to that effect). Alternative correct wording should be credited in every answer unless the MS has specified specific words that must be present. Such words will be indicated by underlining e.g. 'resonance'
- 1.2 Bold lower case will be used for emphasis e.g. '**and**' when two pieces of information are needed for 1 mark.
- 1.3 Round brackets ( ) indicate words that are not essential e.g. "(hence) distance is increased".
- 1.4 Square brackets [ ] indicate advice to examiners or examples e.g. [Do not accept gravity] [ecf].

### 2. Unit error penalties

- 2.1 A separate mark is not usually given for a unit but a missing or incorrect unit will normally mean that the final calculation mark will not be awarded.
- 2.2 This does not apply in 'show that' questions or in any other question where the units to be used have been given, for example in a spreadsheet.
- 2.3 The mark will not be awarded for the same missing or incorrect unit only once within one clip in open.
- 2.4 Occasionally, it may be decided not to insist on a unit e.g. the candidate may be calculating the gradient of a graph, resulting in a unit that is not one that should be known and is complex.
- 2.5 The mark scheme will indicate if no unit error is to be applied by means of [no ue].

### 3. Significant figures

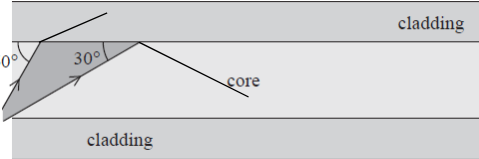
- 3.1 Use of too many significant figures in the theory questions will not prevent a mark being awarded if the answer given rounds to the answer in the MS.
- 3.2 Too few significant figures will mean that the final mark cannot be awarded in 'show that' questions where one more significant figure than the value in the question is needed for the candidate to demonstrate the validity of the given answer.
- 3.3 The use of one significant figure might be inappropriate in the context of the question e.g. reading a value off a graph. If this is the case, there will be a clear indication in the MS.
- 3.4 The use of  $g = 10 \text{ m s}^{-2}$  or  $10 \text{ N kg}^{-1}$  instead of  $9.81 \text{ m s}^{-2}$  or  $9.81 \text{ N kg}^{-1}$  will mean that one mark will not be awarded. (but not more than once per clip). Accept  $9.8 \text{ m s}^{-2}$  or  $9.8 \text{ N kg}^{-1}$
- 3.5 In questions assessing practical skills, a specific number of significant figures will be required e.g. determining a constant from the gradient of a graph or in uncertainty calculations. The MS will clearly identify the number of significant figures required.

### 4. Calculations

- 4.1 Bald (i.e. no working shown) correct answers score full marks unless in a 'show that' question.
- 4.2 If a 'show that' question is worth 2 marks. then both marks will be available for a reverse working; if it is worth 3 marks then only 2 will be available.
- 4.3 **use** of the formula means that the candidate demonstrates substitution of physically correct values, although there may be conversion errors e.g. power of 10 error.
- 4.4 **recall** of the correct formula will be awarded when the formula is seen or implied by substitution.
- 4.5 The mark scheme will show a correctly worked answer for illustration only.

Question Number	Acceptable answers	Additional guidance	Mark
1	A Sound can travel through a solid.		1
2	C $\text{W m}^{-2}$		1
3	B		1
4	B The bubble has a constant velocity because upthrust is equal to viscous drag.		1
5	C The uncertainty is 0.1 s.		1
6	D 90 degrees		1
7	D oscillates in one direction, no light		1
8	D transverse, longitudinal		1

(Total for Multiple Choice Questions = 8 marks)

Question Number	Acceptable answers	Additional guidance	Mark
9(a)	<ul style="list-style-type: none"> <li>• Use of <math>n_1 \sin \theta_1 = n_2 \sin \theta_2</math></li> <li>• Angle in cladding <math>\theta = 90(^{\circ})</math></li> <li>• Critical angle = <math>50.3(^{\circ})</math></li> </ul>	<p>(1) Accept alternative method using <math>\sin c = \frac{1}{n}</math> <b>and</b> <math>n = \frac{c}{v}</math></p> <p>(1) to give <math>n = \frac{v_{cladding}}{v_{core}}</math> <b>Or</b> <math>n = \frac{n_{core}}{n_{cladding}}</math></p> <p>(1) Use of <math>\sin c = \frac{1}{n}</math> with <math>n=1.2</math> or <math>1.56</math> gains 1 mark</p> <p><u>Example of calculation</u> e.g. <math>1.56 \sin \theta_1 = 1.20 \sin \theta_2</math></p> <p><math>1.56 \sin c = 1.20 (\sin 90^{\circ})</math></p> <p><math>\sin c = \frac{1.20}{1.56} \quad c = 50.3(^{\circ})</math></p>	<b>3</b>
9(b)	<ul style="list-style-type: none"> <li>• Left hand side of beam refracts away from normal</li> <li>• Right hand side of beam totally internally reflected</li> <li>• State Student C is correct</li> </ul>	<p>(1) Ignore any line continued beyond cladding Ignore any reflection</p> <p>(1) Reflection correct by eye Do not award if any line shown in cladding</p> <p>(1) <b>(MP3 dependent on MP1 and MP2)</b></p>  <p>Arrows on rays not needed</p>	<b>3</b>

**(Total for Question 9 = 6 marks)**

Question Number	Acceptable answers	Additional guidance	Mark
10(a)(i)	<ul style="list-style-type: none"> <li>• <math>\sigma = 54\text{-}56</math> (MPa) (1)</li> <li>• Use of <math>\sigma = \frac{F}{A}</math> with their value of <math>\sigma</math> (1)</li> <li>• <math>F = 64.5\text{ N} - 67.5\text{ N}</math> (1)</li> </ul>	do not penalise powers of 10  <u>Example of calculation</u>  $F = 56 \times 10^6 \text{ Nm}^{-2} \times 1.2 \times 10^{-6} \text{ m}^2$ $F = 67\text{ N}$	<b>3</b>
10(a)(ii)	<ul style="list-style-type: none"> <li>• Use of <math>\epsilon = \frac{\Delta x}{x}</math> (1)</li> <li>• Extension = 1.0 cm (1)</li> </ul>	<u>Example of calculation</u>  $0.04 = \Delta x / 25\text{ cm}$ $\Delta x = 0.04 \times 25\text{ cm} = 1.0\text{ cm}$  Allow 1 cm, 0.01 m, 10 mm	<b>2</b>
10(b)	An answer that makes reference to the following: <ul style="list-style-type: none"> <li>• Shrilk has less strain for same stress  <b>Or</b> Shrilk is stiffer (1)</li> <li>• Shrilk breaks at a higher stress (compared to polythene)  <b>Or</b> Shrilk can withstand a greater stress/force/load/weight  <b>Or</b> Shrilk is stronger (1)</li> <li>• Shrilk doesn't stretch as much (for a given force) (1)</li> </ul>	It should be clear from the student's answer that shrilk is the better material  Ignore references to Young modulus, renewable, biodegradable, cost  Accept converse arguments for polythene	<b>3</b>

**(Total for Question 10 = 8 marks)**

Question Number	Acceptable answers	Additional guidance	Mark
11(a)	An explanation that makes reference to the following: <ul style="list-style-type: none"> <li>• The light is diffracted (1)</li> <li>• (because) each point on wavefront acts as a source of secondary waves <b>Or</b> wavelets emitted (from points on the wavefront) (1)</li> </ul>	Marks may be shown on a clearly labelled diagram	2
11(b)	An explanation that makes reference to the following: <ul style="list-style-type: none"> <li>• Path lengths (to centre of shadow from edge of ball) are equal <b>Or</b> path difference (at spot) is zero (1)</li> <li>• Will arrive in phase <b>Or</b> phase difference is zero (1)</li> <li>• (Bright spot is position of) <u>constructive</u> interference/superposition (1)</li> </ul>		3
11(c)	<ul style="list-style-type: none"> <li>• Wave model (1)</li> </ul> <b>Any two</b> <ul style="list-style-type: none"> <li>• (Demonstration) provided experimental evidence (in support of wave model) (1)</li> <li>• (Demonstration) supported previous evidence (1)</li> <li>• (This demonstration was) reproducible <b>Or</b> (This demonstration) could be repeated by others (1)</li> </ul>		3
11(d)	<ul style="list-style-type: none"> <li>• (Vernier) callipers <b>Or</b> travelling microscope <b>Or</b> micrometer (1)</li> <li>• Measure diameter in different places <b>and</b> calculate mean (1)</li> </ul>		2

**(Total for Question 11 = 10 marks)**

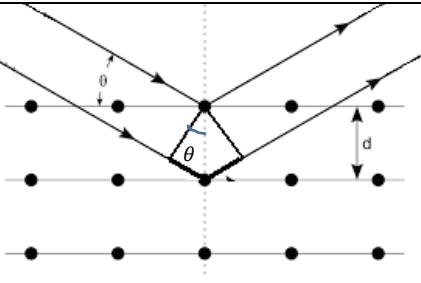


Question Number	Acceptable answers	Additional guidance	Mark
12(a)	<ul style="list-style-type: none"> <li>• Use a pulley and set of masses/weights hung on string (1)</li> <li>• Tension = weight (of set of masses) <b>Or</b> <math>T=mg</math> (1)</li> </ul>		<b>2</b>
12(b)	<ul style="list-style-type: none"> <li>• Calculate missing <math>f^2 = 9025</math> (1)</li> <li>• Plot missing point (1)</li> <li>• Draw line of best fit (1)</li> </ul>	Plot (35, 9025) or their calculated value of $f^2$	<b>3</b>
12(c)	<ul style="list-style-type: none"> <li>• Determines the gradient (1)</li> <li>• Equates <math>v = f\lambda</math> and <math>v = \sqrt{\frac{T}{\mu}}</math> (1)</li> <li>• Uses <math>\lambda = 0.8</math> (m) (1)</li> <li>• Mass per unit length <math>\mu = (6.0 \text{ to } 6.2) \times 10^{-3} \text{ (kg m}^{-1}\text{)}</math> (1)</li> <li>• Conclusion consistent with their value (1)</li> </ul>	e.g. gradient = $\frac{(10200-0)}{(40-0)} = 255$  accept $f = \frac{1}{2l} \sqrt{\frac{T}{\mu}}$  $\mu = \frac{1}{255^2 \text{Hz}^2 \text{N}^{-1} \times 0.8^2 \text{m}^2} = 6.1 \times 10^{-3} \text{ (kg m}^{-1}\text{)}$	<b>5</b>

**(Total for Question 12 = 10 marks)**

Question Number	Acceptable answers	Additional guidance	Mark																				
*13(a)	<p>This question assesses a student’s ability to show a coherent and logically structured answer with linkages and fully-sustained reasoning.</p> <p>Marks are awarded for indicative content and for how the answer is structured and shows lines of reasoning.</p> <p>The following table shows how the marks should be awarded for indicative content.</p> <table border="1" data-bbox="409 683 943 1136"> <thead> <tr> <th data-bbox="409 683 658 821">Number of indicative marking points seen in answer</th> <th data-bbox="658 683 943 821">Number of marks awarded for indicative marking points</th> </tr> </thead> <tbody> <tr> <td data-bbox="409 821 658 884">6</td> <td data-bbox="658 821 943 884">4</td> </tr> <tr> <td data-bbox="409 884 658 946">5 - 4</td> <td data-bbox="658 884 943 946">3</td> </tr> <tr> <td data-bbox="409 946 658 1008">3 - 2</td> <td data-bbox="658 946 943 1008">2</td> </tr> <tr> <td data-bbox="409 1008 658 1070">1</td> <td data-bbox="658 1008 943 1070">1</td> </tr> <tr> <td data-bbox="409 1070 658 1136">0</td> <td data-bbox="658 1070 943 1136">0</td> </tr> </tbody> </table>	Number of indicative marking points seen in answer	Number of marks awarded for indicative marking points	6	4	5 - 4	3	3 - 2	2	1	1	0	0	<p>The following table shows how the marks should be awarded for structure and lines of reasoning</p> <table border="1" data-bbox="1279 437 2024 919"> <thead> <tr> <th data-bbox="1279 437 1659 544"></th> <th data-bbox="1659 437 2024 544">Number of marks awarded for structure of answer and sustained line of reasoning</th> </tr> </thead> <tbody> <tr> <td data-bbox="1279 544 1659 715">Answer shows a coherent and logical structure with linkages and fully sustained lines of reasoning demonstrated throughout</td> <td data-bbox="1659 544 2024 715">2</td> </tr> <tr> <td data-bbox="1279 715 1659 815">Answer is partially structured with some linkages and lines of reasoning</td> <td data-bbox="1659 715 2024 815">1</td> </tr> <tr> <td data-bbox="1279 815 1659 919">Answer has no linkages between points and is unstructured</td> <td data-bbox="1659 815 2024 919">0</td> </tr> </tbody> </table>		Number of marks awarded for structure of answer and sustained line of reasoning	Answer shows a coherent and logical structure with linkages and fully sustained lines of reasoning demonstrated throughout	2	Answer is partially structured with some linkages and lines of reasoning	1	Answer has no linkages between points and is unstructured	0	
Number of indicative marking points seen in answer	Number of marks awarded for indicative marking points																						
6	4																						
5 - 4	3																						
3 - 2	2																						
1	1																						
0	0																						
	Number of marks awarded for structure of answer and sustained line of reasoning																						
Answer shows a coherent and logical structure with linkages and fully sustained lines of reasoning demonstrated throughout	2																						
Answer is partially structured with some linkages and lines of reasoning	1																						
Answer has no linkages between points and is unstructured	0																						

	<p><b>Indicative content</b></p> <ul style="list-style-type: none"> <li>• This is a diffraction/interference pattern</li> <li>• Electrons behave as waves</li> <li>• As speed/momentum increases the circles get smaller</li> <li>• <math>n\lambda = d\sin\theta</math> used to justify that as <math>\theta</math> decreases <math>\lambda</math> decreases</li> <li>• Refers de Broglie equation (<math>\lambda = h/p</math>) to confirm that as speed/momentum increases, wavelength decreases.</li> <li>• Crystal has a regular/layered structure</li> </ul>	<p><b>PP2</b> Do not credit 'electrons behave as waves or particles' on its own</p> <p><b>PP3</b> accept circles get condensed for circles get smaller</p> <p><b>PP4</b> do <b>not</b> credit use of equation to justify <math>\lambda</math> same size as gaps in crystal or to measure the gaps in the graphite</p> <p><b>PP6</b> small gaps at uniform distances/lengths <b>Or</b> accept that graphite is made up of more than a single crystal</p>	<p><b>6</b></p>
--	--	---	-----------------

<p><b>13(b)(i)</b></p>	<ul style="list-style-type: none"> <li>• Identification of <math>\theta</math> between a wavefront and a vertical line</li> <li>• Clear evidence of extra distance before <b>and</b> after reflection</li> </ul>	<p>(1)</p> <p>(1)</p> 	<p>2</p>
<p><b>13(b)(ii)</b></p>	<ul style="list-style-type: none"> <li>• There is more than one order (of diffraction)</li> </ul>	<p>(1)</p> <p>Accept:</p> <p>path difference of one <math>\lambda</math> for 1<sup>st</sup> ring and <math>2\lambda</math> for 2<sup>nd</sup> ring</p> <p>rings occur for any whole number of wavelengths</p> <p>each ring corresponds to a different layer of atoms from which the electrons reflect.</p>	<p>1</p>

(Total for Question 13 = 9 marks)

Question Number	Acceptable answers	Additional guidance	Mark
14(a)	<ul style="list-style-type: none"> <li>• Use of <math>P = \frac{1}{f}</math></li> <li>• 1220 (mm)</li> </ul>	<p><u>Example of calculation</u></p> <p>(1) <math>0.82 D = 1/f</math></p> <p>(1) <math>f = 1 / 0.82 D = 1.22 \text{ m}</math></p> <p>Accept 122 (cm)</p>	2
14(b)(i)	<p><b>Either</b></p> <ul style="list-style-type: none"> <li>• Rays from (a point) on the moon are <u>parallel</u></li> <li>• So the rays converge to the principal focus</li> <li><b>Or</b> so the image is formed at the principal focus</li> </ul> <p><b>Or</b></p> <ul style="list-style-type: none"> <li>• Use of <math>\frac{1}{f} = \frac{1}{u} + \frac{1}{v}</math> with <math>u = \infty</math> or very large</li> <li>• <math>f = v</math></li> </ul>	<p>(1) Description of focal length as: the distance between the lens and point at which parallel rays will converge (after passing through lens), scores 2</p> <p>(1) Accept focal point for principal focus <b>(MP2 dependent on MP1)</b></p> <p>(1)</p> <p>(1) <b>(MP2 dependent on MP1)</b></p>	2
14(b)(ii)	<p>Real Diminished Inverted</p>	<p>(2) One/Two properties scores 1 mark Three properties score 2 marks</p> <p>Accept smaller Accept upside down</p>	2

<p><b>14(c)</b></p>	<ul style="list-style-type: none"> <li>• Use of <math>\frac{1}{f} = \frac{1}{u} + \frac{1}{v}</math> with <math>u = 100</math> and <math>v = (-)300</math></li> <li>• <math>f = 150</math> (mm)</li> <li>• converging lens with focal length 150 mm</li> </ul>	<p>(1) <b>(MP3 dependent on MP2)</b></p> <p>(1) <u>Example of calculation</u></p> <p>(1) <math>\frac{1}{f} = \frac{1}{100 \text{ mm}} - \frac{1}{300 \text{ mm}}</math></p> <p><math>\frac{1}{f} = \frac{3 - 1}{300 \text{ mm}}</math></p> <p><math>f = 150 \text{ mm}</math></p> <p>MP3 accept if annotated in question Accept convex for converging</p>	<p style="text-align: right;"><b>3</b></p>
---------------------	--	---	--

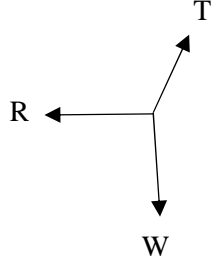
**(Total for Question 14 = 9 marks)**

Question Number	Acceptable answers	Additional guidance	Mark
15(a)	<ul style="list-style-type: none"> <li>• (UV radiation consists of) photons (1)</li> <li>• One photon interacts with one electron (1) Or energy of photon depends on frequency</li> <li>• Electrons released if energy (of photon) greater than work function (1) Or frequency is greater than threshold frequency Or <u>energy</u> supplied is sufficient to remove electron</li> </ul>	Accept quanta/packets of energy	<b>3</b>
15(b)(i)	<ul style="list-style-type: none"> <li>• when slider at the bottom - reading on voltmeter is zero (1) Or minimum resistance - reading on voltmeter is zero</li> <li>• When slider at the top – reading on voltmeter is 1.5 V (1) Or maximum resistance - reading on voltmeter is 1.5 V</li> <li>• Potential difference split between top and bottom part of resistor (either side of slider) (1) Or reading on voltmeter depends on the ratio of resistances (either side of slider) Or moving the slider changes the resistance that the voltmeter is across</li> </ul>		<b>3</b>
15(b)(ii)	Maximum Kinetic Energy of electron = 0.6 (eV) (1)		<b>1</b>

<p><b>15(c)</b></p>	<p><b>Max 4</b></p> <p>Valid because:</p> <ul style="list-style-type: none"> <li>• Moon and photocell both have vacuum (1)</li> <li>• Both demonstration and theory use photoelectric effect (1)</li> </ul> <p>Not valid because:</p> <ul style="list-style-type: none"> <li>• Different wavelengths in each case (1)</li> <li>• On the moon there is dust not metal (1)</li> <li>• Dust is free to move but the metal plate is fixed (1)</li> <li>• On the moon UV removes electrons from (individual) <u>atoms</u> <b>and</b> in the demo light removes electrons from metal <u>surface</u> (1)</li> <li>• Demonstration is based on photoelectric effect but effect on moon could be ionisation (1)</li> </ul>	<p>Full marks can only be scored if a correct link is made between at least one physics point and the demonstration being valid or not valid</p> <p>Accept the same concept for photoelectric effect</p> <p>Accept one uses light the other UV</p> <p>Accept different materials for MP4</p>	<p><b>4</b></p>
---------------------	---	--	-----------------

**(Total for Question 15 = 11 marks)**



Question Number	Acceptable answers	Additional guidance	Mark
16(a)	<ul style="list-style-type: none"> <li>• Arrow upwards and to the right at approximately 20° to the vertical labelled Tension/T (1)</li> <li>• Arrow to left and horizontal labelled Reaction/R (1)</li> <li>• Arrow vertically down labelled Weight/W/mg/540 N (1)</li> </ul>	Accept Push (from rock) /Contact  Max 2 if any additional arrows drawn	<b>3</b>
16(b)(i)	<ul style="list-style-type: none"> <li>• Resolve tension vertically: <math>T \cos 20</math> Or <math>T \sin 70</math> (1)</li> <li>• Equate <math>mg</math> and their vertical component of <math>T</math> (1)</li> <li>• Tension = 570 (N) (1)</li> </ul>	<u>Example of calculation</u> $55 \times 9.81 = T \cos 20$ $T = 574 \text{ N}$	<b>3</b>
16(b)(ii)	<ul style="list-style-type: none"> <li>• Use of <math>\Delta E = \frac{1}{2} F \Delta x</math> (1)</li> <li>• Energy stored = 7.1 – 7.2 J (1)</li> </ul>	(ecf from (b)(i)) show that value gives 7.5 J <u>Example of calculation</u> $\Delta E = \frac{1}{2} \times 570 \text{ N} \times 2.5 \times 10^{-2} \text{ m}$ $\Delta E = 7.1 \text{ J}$	<b>2</b>
16(b)(iii)	<ul style="list-style-type: none"> <li>• Rope has extended linearly  <b>Or</b> Hooke's law applies  <b>Or</b> extension <math>\propto</math> force  <b>Or</b> has not exceeded limit of proportionality (1)</li> </ul>	Do not accept elastic limit	<b>1</b>

**(Total for Question 16 = 9 marks)**

